



TAX DIRECTORY ANALYSIS

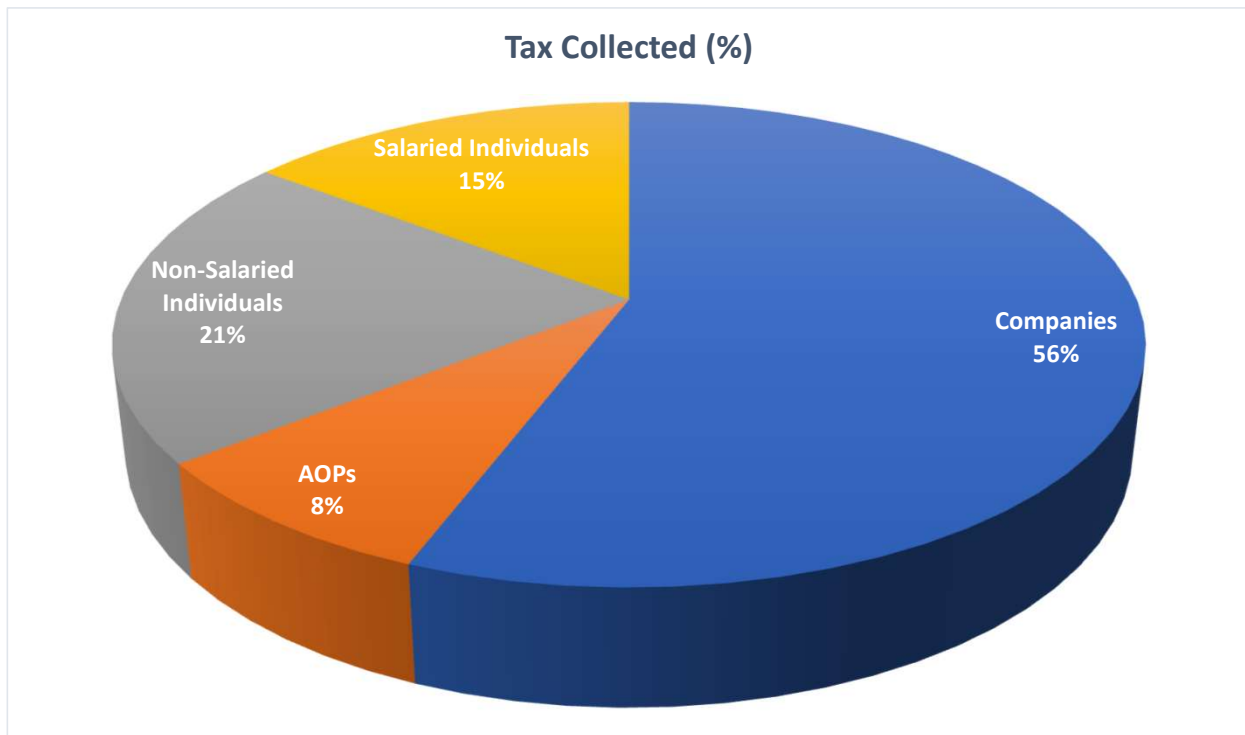
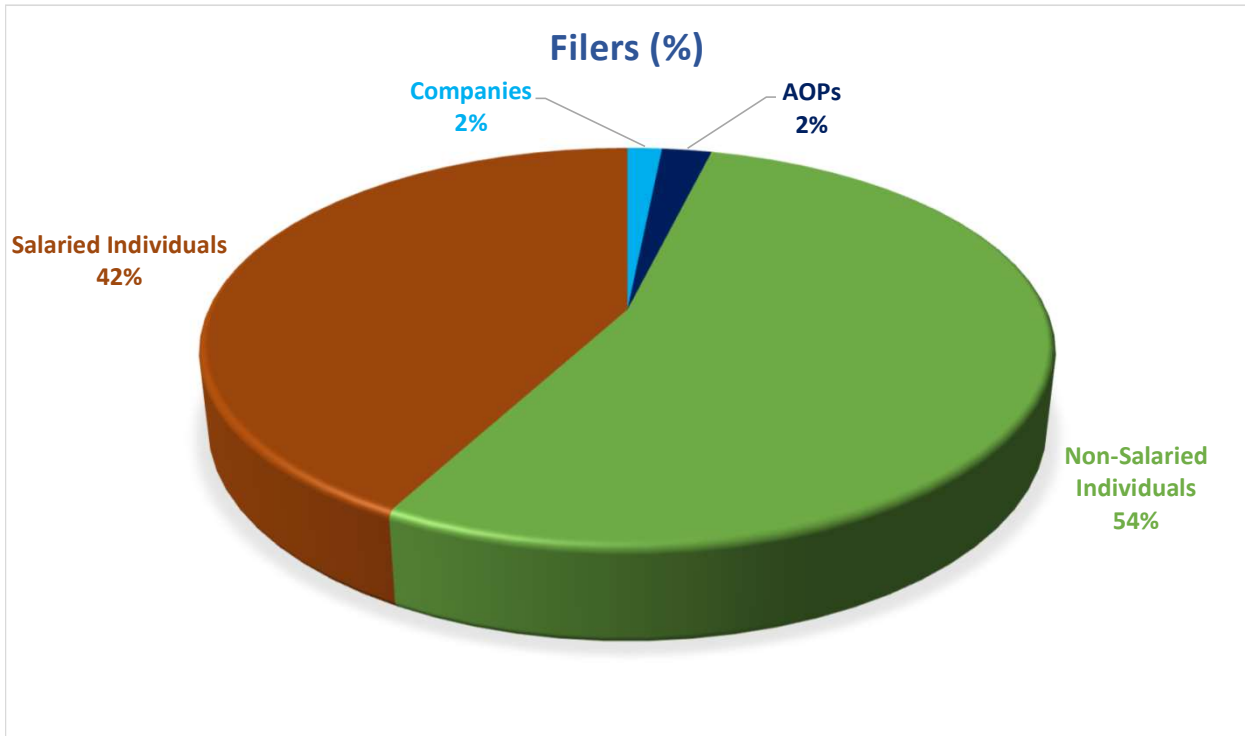
FOR YEAR ENDED 30 JUNE 2018

(Returns filed up to 14th September 2020)

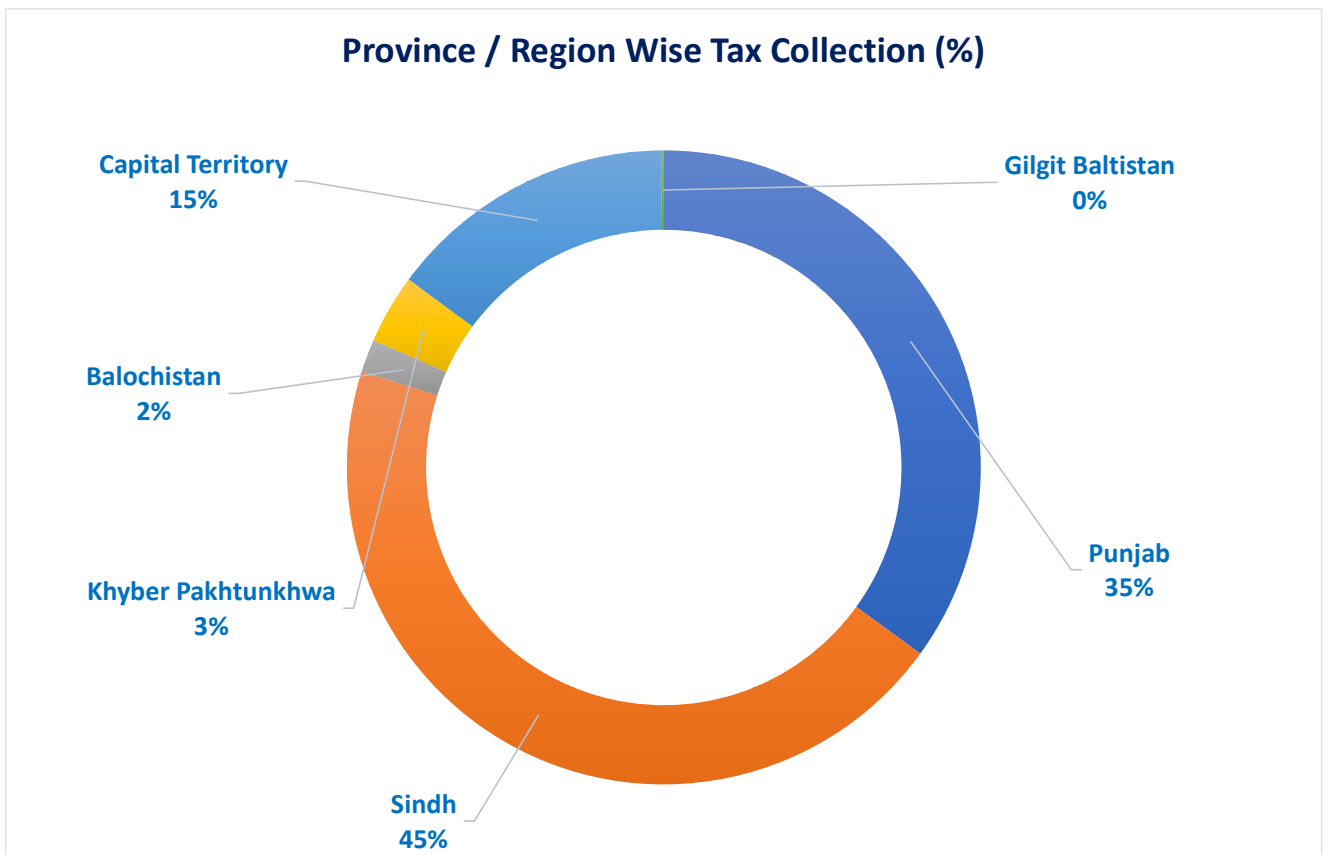
Data analysis is based on Income Tax

1. Income Tax Returns TY-2018

Type	# of Filers	Filers (%)	Tax Collected (%)
Companies	44,609	1.56	55.84
AOPs	64,336	2.26	8.49
Non-Salaried Individuals	1,542,088	54.06	21.01
Salaried Individuals	1,201,316	42.12	14.66
Total	2,852,349	100	100



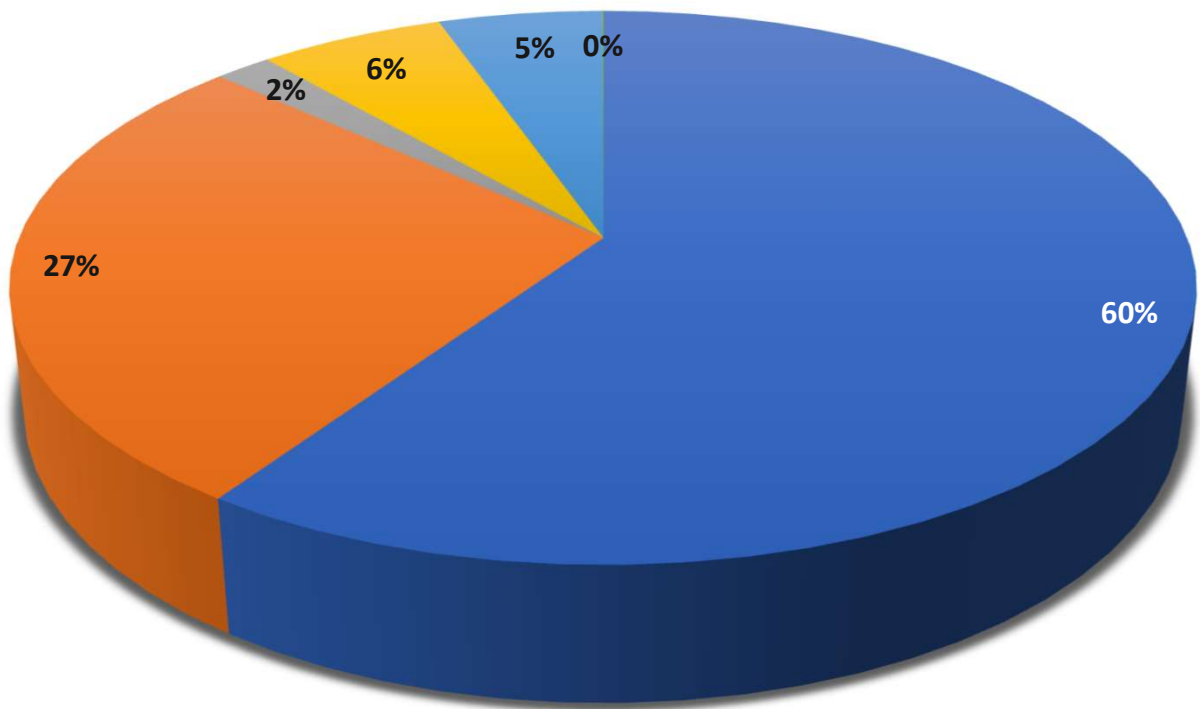
2. Province / Region Wise Tax Collection (%)	
Province / Region	Tax Collected (%)
Punjab	34.99
Sindh	44.91
Balochistan	1.67
Khyber Pakhtunkhwa	3.54
Capital Territory	14.77
Gilgit Baltistan	0.12
Total	100



3. Province / Region Wise Filers

Province / Region	# of Filers	Filers (%)
Punjab	1,696,533	59.48
Sindh	779,771	27.34
Balochistan	52,101	1.83
Khyber Pakhtunkhwa	171,303	6.01
Capital Territory	151,204	5.30
Gilgit Baltistan	1,437	0.05
Total	2,852,349	100

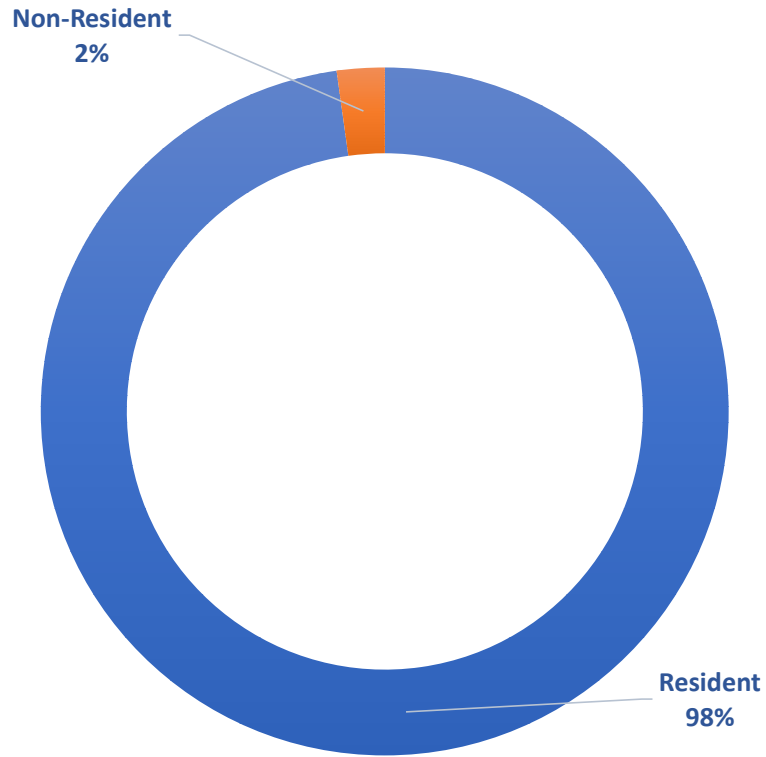
Province / Region Wise Filers (%)



■ Punjab ■ Sindh ■ Balochistan ■ Khyber Pakhtunkhwa ■ Capital Territory ■ Gilgit Baltistan

4. Residential Status Wise Filers		
Status	# of Filers	Filers (%)
Resident	2,788,335	97.76
Non-Resident	64,014	2.24
Total	2,852,349	100.00

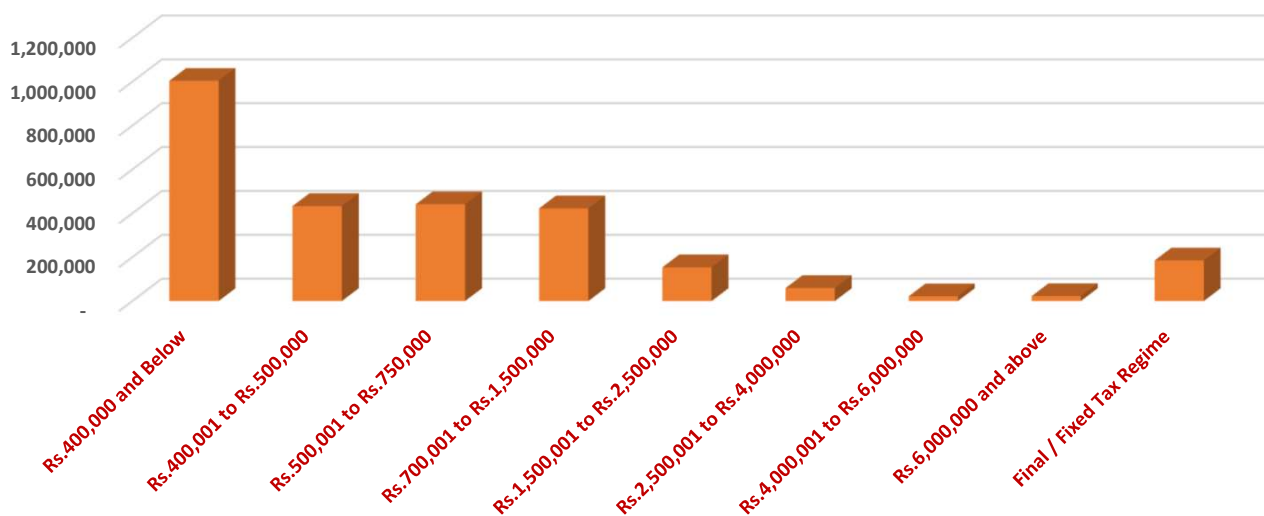
Residential Status Wise Filers (%)



5. Individual Filers as per Income Slabs

Taxable Income / Slab	# of Filers	Filers (%)
Rs.400,000 and Below	1,004,221	36.60
Rs.400,001 to Rs.500,000	433,144	15.79
Rs.500,001 to Rs.750,000	441,312	16.09
Rs.700,001 to Rs.1,500,000	422,349	15.40
Rs.1,500,001 to Rs.2,500,000	153,645	5.60
Rs.2,500,001 to Rs.4,000,000	59,276	2.16
Rs.4,000,001 to Rs.6,000,000	21,934	0.80
Rs.6,000,000 and above	22,593	0.82
Final / Fixed Tax Regime	184,930	6.74
Total	2,743,404	100

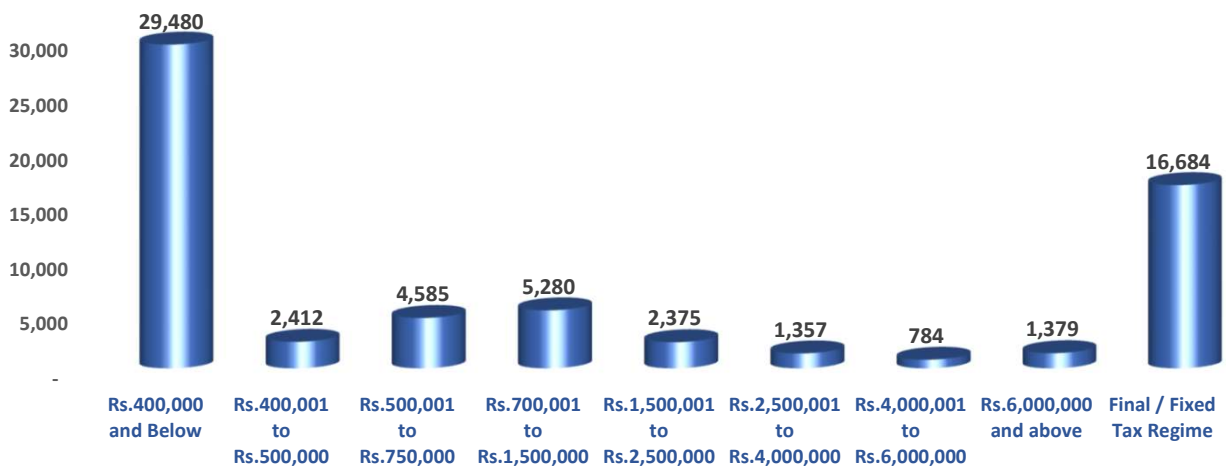
Individual Filers as per Income Slabs



6. AOP Filers as per Income Slabs

Taxable Income / Slab	# of Filers	Filers (%)
Rs.400,000 and Below	29,480	45.82
Rs.400,001 to Rs.500,000	2,412	3.75
Rs.500,001 to Rs.750,000	4,585	7.13
Rs.700,001 to Rs.1,500,000	5,280	8.21
Rs.1,500,001 to Rs.2,500,000	2,375	3.69
Rs.2,500,001 to Rs.4,000,000	1,357	2.11
Rs.4,000,001 to Rs.6,000,000	784	1.22
Rs.6,000,000 and above	1,379	2.14
Final / Fixed Tax Regime	16,684	25.93
Total	64,336	100

AOP Filers as per Income Slabs



7. Corporate Filers as per Income Slabs

Taxable Income / Slab	# of Filers	Filers (%)
Does Not Exceed Rs.500,000	31,561	70.75
Exceeds Rs.500,000 But Does Not Exceed Rs.1,000,000	1,167	2.62
Exceeds Rs.1,000,000 But Does Not Exceed Rs.1,500,000	907	2.03
Exceeds Rs.1,500,000 But Does Not Exceed Rs.3,000,000	1,357	3.04
Exceeds Rs.3,000,000 But Does Not Exceed Rs.5,000,000	876	1.96
Exceeds Rs.5,000,000 But Does Not Exceed Rs.7,000,000	552	1.24
Exceeds Rs.7,000,000	3,380	7.58
Final / Fixed Tax Regime	4,809	10.78
Total	44,609	100

Corporate Filers as per Income Slabs



8. Tax Collection from Major Cities

City	Tax Collected (Rs.)
ABBASPUR	1,826,613
ABBOTTABAD	1,610,871,493
ADENZAI	29,123,639
AHMADPUR EAST	184,707,729
AHMADPUR SIAL	38,508,592
ALI ABAD	2,503,565
ALIPUR	60,694,430
ALLAI	961,262
ALPURI	6,214,890
AMBAR UTMAN KHEL	2,728,238
ANANTHNAG	290,176
ARIF WALA	271,421,849
ASTORE	1,557,123
ATHMUQAM	1,097,811
ATTOCK	983,338,934
AWARAN	38,964,088
BADIN	262,247,157
BAGH	18,992,802
BAHAWALNAGAR	521,202,223
BAHAWALPUR	2,481,243,943
BAJAUR AGENCY	2,200
BALA KOT	36,703,353
BALAMBAT	1,739,971
BANDA DAUD SHAH	40,833,729
BANNU	237,142,722
BAQRANI	29,494,648
BAR CHAMER KAND	40,000
BARA	56,078,474
BARANG	6,373,301
BARAWAL	500,992
BARKHAN	16,340,523
BARNALA	1,353,347
BARSHORE	15,971,014
BATAGRAM	38,289,037
BELA	32,746,792
BHAG	1,871,467
BHAKKAR	359,879,959
BHALWAL	492,061,004
BHIMBER	9,820,140
BHIRIA	30,867,437
BIRMIL	2,187,218
BISHAM	48,961,332
BOLAN	30,000

8. Tax Collection from Major Cities

City	Tax Collected (Rs.)
BUDGAM	1,462
BULEDA	4,953,384
BUNER	878,618
BUREWALA	647,923,579
CENTRAL	81,074,080
CENTRAL KURRAM	2,857,373
CHACHRO	5,891,646
CHAGAI	21,511,303
CHAK JHUMRA	345,616,918
CHAKISAR	200,544
CHAKWAL	694,634,498
CHAMAN	75,891,456
CHARSADDA	260,182,750
CHHATTAR	1,905,375
CHICHAWATNI	429,021,898
CHILAS	6,755,189
CHINIOT	534,074,067
CHISHTIAN	250,526,910
CHITRAL	338,091,603
CHOA SAIDAN SHAH	33,890,354
CHOTA LAHORE	839,462,423
CHOUBARA	5,118,758
CHUNIAN	230,501,192
D.I.KHAN	773,559,460
DADU	381,295,503
DAGGAR	37,100,401
DAHARKI	544,014,581
DALBANDIN	42,269,364
DAREL/TANGIR	6,488
DARYA KHAN	63,435,871
DASHT(KECH)	571,695
DASHT(MASTUNG)	178,623
DASKA	472,957,956
DASSU	1,407,947
DATTA KHEL	431,485
DAULAT PUR	21,949,247
DE-EXCLUDED AREA D.G KHAN	604,327,387
DE-EXCLUDED AREA RAJANPUR	148,822,495
DEPALPUR	473,294,013
DERA BUGTI	49,473,668
DERA GHAZI KHAN	6,357,384,959
DERA MURAD JAMALI	35,844,283
DHADAR	9,842,544

8. Tax Collection from Major Cities

City	Tax Collected (Rs.)
DHIR KOT	3,997,464
DIAMIR	61,304
DIGRI	72,499,051
DIPLO	10,476,667
DIR(DIR)	39,753,929
DIR(UPPER DIR)	36,145,506
DOKRI	19,881,547
DOSSALI	1,288,732
DRABAN	777,848
DRAZINDA	32,129
DUDYAL	18,298,499
DUKI	29,699,433
DUNYAPUR	58,151,435
DUREJI	3,751,348
DURUBK	9,709,879
F.R KALA DHAKA	1,490,938
FAISALABAD	16,264,148,003
FAISALABAD CITY	1,150,736,554
FAISALABAD SADAR	148,927,552
FAIZ GANJ	12,758,060
FATEH JANG	74,226,628
FATEHPUR THAKIALA	691,232
FBR-HQ	173,629,919
FEROZEWALA	172,230,366
FORTABBAS	66,644,998
GADDANI	33,230,995
GAMBAT	60,681,586
GANDAKHA	355,247
GANDAWA	849,914
GANDOH	4,783,863
GARHI KHAIRO	4,784,482
GARHI YASIN	14,841,039
GARYUM	208,300
GAWARGO	354,083
GHAZI	42,616,524
GHIZER	532
GHORABARI	2,354,965
GHOTKI	530,379,107
GHULAM KHAN	400,826
GILGIT	53,310,596
GOJAL	12,998,902
GOJRA	243,086,875
GOLARCHI	28,196,664

8. Tax Collection from Major Cities

City	Tax Collected (Rs.)
GUJAR KHAN	232,116,593
GUJRANWALA	7,926,264,130
GUJRAT	1,697,060,864
GULISTAN	12,243,359
GUPIS	333,194
GWADAR	100,142,395
HAFIZABAD	286,906,671
HAJIRA	4,240,219
HALA	44,393,350
HALIM ZAI	660,519
HANGU	52,917,099
HARIPUR	1,706,260,030
HARNAI	13,316,398
HAROONABAD	922,091,185
HASAN ABDAL	98,921,774
HASILPUR	281,470,086
HATTIAN	2,779,506
HAVELI(BAGH)	660,861
HAVELI(POONCH)	126,202
HAVELLI	96,891
HAZRO	33,451,468
HUB	626,906,680
HUNZA	9,757,113
HYDERABAD	2,502,654,699
HYDERABAD CITY	1,562,967,874
ISAKHEL	33,278,253
ISHKOMAN	66,623
ISLAMABAD	204,148,673,059
ISMAIL ZAI	1,667,250
JACOBABAD	257,774,424
JAFFARABAD	10,534,089
JAHANIAN	73,673,603
JAHEEN PROOM	66,952
JALALPUR PIRWALA	65,307,036
JAM NAWAZ ALI	7,409,272
JAMPUR	69,472,596
JAMRUD	83,051,019
JAMSHORO	568,198,481
JAND	53,769,309
JANDOLA	198,291
JANDOOL	6,394,003
JARANWALA	1,422,698,632
JATI	3,433,672

8. Tax Collection from Major Cities

City	Tax Collected (Rs.)
JATOI	69,534,498
JAUHARABAD	37,401,584
JHAL JHAO	259,001
JHAL MAGSI	3,248,010
JHANG	920,100,309
JHAT PAT	79,508,885
JHELUM	676,217,666
JIWANI	490,203
JOHI	15,236,476
KABIRWALA	327,729,037
KACHHI	4,025,015
KAHAN	584,903
KAHROR PACCA	50,370,395
KAHUTA	49,828,291
KAKAR KHURASAN	9,309,556
KAL KOAT (KOHISTAN)	29,230
KALAT	55,285,446
KALLAR KAHAR	8,688,528
KALLAR SAYADDAN	17,859,897
KALUR KOT	19,968,935
KAMALIA	192,904,157
KAMBAR ALI KHAN	24,667,601
KAMBAR SHAHDADKOT	13,871
KAMOKE	107,907,979
KANDH KOT	40,609,489
KANDIARO	115,410,613
KARACHI	209,107,138,348
KARACHI CENTRAL	9,059,371,508
KARACHI EAST	34,092,500,901
KARACHI SOUTH	114,229,955,253
KARACHI WEST	28,891,487,111
KARAK	92,580,122
KARAM AGENCY	2,224,216
KAREZAT	7,847,837
KAROR LAL ESAN	60,779,303
KASHMORE	369,232,079
KASUR	1,412,182,570
KATHUA	425,392
KETI BUNDER	25,647
KHAIRPUR	754,222,632
KHAIRPUR NATHAN SHAH	34,623,207
KHAIRPUR TAMEWALI	18,825,418
KHALL	39,059,237

8. Tax Collection from Major Cities

City	Tax Collected (Rs.)
KHANEWAL	928,610,232
KHANGARH	5,663,971
KHANPUR(RAHIM YAR KHAN)	162,611,452
KHANPUR(SHIKARPUR)	29,073,803
KHAPLU	2,351,535
KHAR BAJAUR	8,535,452
KHARAN	6,139,158
KHARIAN	461,695,387
KHARMANG	367,511
KHIPRO	48,334,170
KHUSHAB	392,563,316
KHUZDAR	74,782,232
KHYBER AGENCY	431,292
KILLA ABDULLAH	8,894,433
KILLA SAIFULLAH	20,761,969
KINGRI	24,379,918
KOHAT	1,640,625,913
KOHISTAN	11,635
KOHLU	18,974,421
KOT ADDU	480,924,129
KOT DIJI	41,923,451
KOT GHULAM MUHAMMAD	22,273,382
KOT MOMIN	192,830,348
KOT RADHA KISHEN	5,719,748
KOTLI	29,526,699
KOTLI SATTIAN	3,974,739
KOTRI	589,150,837
KULACHI	8,233,225
KUNRI	144,443,689
LACHI	7,508,106
LADHA	1,072,861
LAHORE	180,580,693,868
LAHORE CANTT	5,270,469,564
LAHORE CITY	14,866,272,462
LAKHARA	3,107,401
LAKHI	18,484,572
LAKKI MARWAT	158,499,352
LALQILA	1,070,573
LANDI KOTAL	168,840,312
LARKANA	573,007,363
LASBELLA	18,136,275
LATIFABAD	1,029,672,482
LEHRI	688,266

8. Tax Collection from Major Cities

City	Tax Collected (Rs.)
LEIAH	398,553,198
LIAQUAT PUR	82,872,279
LODHRAN	247,948,323
LORALAI	1,793,711,098
LOWER	7,607,748
LOWER DIR	1,040,212
LOWER KURRAM	8,835,408
MACH	2,582,976
MAILSI	148,729,129
MAKIN	805,119
MALAKAND	99,591,469
MALAKWAL	48,886,962
MALIR	29,374,153,827
MAMUND	4,433,450
MAND	749,208
MANDI BHAUDDIN	573,035,224
MANGOCHAR	1,233,974
MANKERA	41,303,364
MANSEHRA	279,347,068
MARDAN	1,336,230,684
MARTOONG	5,477
MASHABBRUM	5,194,338
MASHKAI	5,115,313
MASHKHEL	900
MASTUJ	13,896,520
MASTUNG	38,634,265
MATIARI	173,632,013
MATLI	109,544,040
MATTA	6,766,845
MEERO KHAN	1,729,000
MEHAR	62,340,225
MEHRAB PUR	21,621,615
MENDHAR	72,724
MIAN CHANNU	332,786,377
MIANWALI	998,080,870
MINCHINABAD	49,225,660
MIR ALI	6,375,898
MIRAN SHAH	8,661,955
MIRPUR AJK	87,035,493
MIRPUR BATHORO	12,195,774
MIRPUR KHAS	652,386,948
MIRPUR MATHELO	278,862,533
MIRPUR SAKRO	428,647,538

8. Tax Collection from Major Cities

City	Tax Collected (Rs.)
MITHI	60,810,699
MOHMAND	170,532
MORO	86,920,575
MULAGORI	155,232
MULTAN	125,199,519
MULTAN CITY	12,772,888,239
MULTAN SADDAR	4,081,737,579
MUNDA	6,445,998
MURIDKE	358,652,308
MURREE	135,086,511
MUSAKHEL	2,151,181
MUSLIM BAGH	20,328,827
MUZAFFARABAD	58,894,369
MUZAFFARGARH	613,825,576
NAAL	209,793
NAGAR	5,817,931
NAGAR PARKAR	743,552
NANKANA SAHIB	295,896,600
NARA	33,105,867
NAROWAL	374,276,958
NASIR ABAD	27,572,629
NAUSHAHRO FEROZE	91,753,225
NAWAB SHAH	271,326,379
NAWAGAI	11,633,251
NEW SUKKUR	99,625,823
NOKKUNDI	177,919
NOORPUR	6,545,616
NORTH WAZIRISTAN AGENCY	1,119,980
NOWSHERA	1,114,469
NOWSHERA VIRKAN	41,772,923
NOWSHERA(NOWSHERA)	496,876,001
NUSHKI	16,842,074
OGHI	27,185,131
OKARA	1,081,818,348
ORAKZAI	1,188
ORMARA	1,341,038
OTHAL	2,593,088
PAHARPUR	193,931,264
PAKPATTAN	283,638,696
PALAS	118,249
PALLANDARI	12,044,673
PANJGUR	20,070,303
PANO AQIL	128,894,572

8. Tax Collection from Major Cities

City	Tax Collected (Rs.)
PARACHINAR	2,134,797
PASNI	4,450,659
PASRUR	181,658,322
PATTAN (KOHISTAN)	11,606,495
PATTOKI	505,906,830
PESHAWAR	13,643,621,461
PHALIA	127,526,248
PHELAWAGH	6,087,887
PIND DADAN KHAN	158,333,453
PINDI BHATTIAN	37,073,544
PINDI GHEB	116,428,216
PINDIALI	1,054,565
PIPLAN	120,607,526
PISHIN	97,565,193
PITHORO	1,777,327
PUNIAL	980,122
PURAN	2,683,099
QASIMABAD	786,273,266
QAZI AHMED	2,236,237
QUBO SAEED KHAN	190,071
QUETTA	10,052,581,291
QUETTA CITY	77,908,273
QUETTA SADDAR	3,236,702
RAHIM YAR KHAN	1,991,664,768
RAJANPUR	146,534,960
RAKHSHAN (BESIMA)	71,968
RAMBAN	225,578
RATO DERO	38,407,033
RAWALAKOT	23,956,402
RAWALPINDI	35,170,187,615
RAZMAK	44,099
RENALA KHURD	174,397,101
ROHRI	323,754,779
ROJHAN	20,906,653
RONDU	218,573
SADIQABAD	1,357,576,348
SAFDARABAD	187,591,161
SAHIWAL	27,828,630
SAHIWAL (SAHIWAL)	1,770,291,678
SAHIWAL (SARGODHA)	16,960,321
SAKRAND	37,896,899
SALARZAI	3,468,982
SALEHPAT	19,601,327

8. Tax Collection from Major Cities

City	Tax Collected (Rs.)
SAM RANI ZAI	11,736,865
SAMAHNI	2,734,546
SAMARBAGH	1,267,920
SAMARO	7,998,170
SAMBRIAL	697,532,935
SANGHAR	335,460,686
SANGLA HILL	65,522,315
SANNI	74,394
SARAI ALAMGIR	63,272,018
SARAROGHA	5,436,245
SARGODHA	2,210,683,221
SAWABI	454,777
SEHNSA	1,061,312
SEHWAN SHARIF	37,193,917
SERWEKAI	1,106,812
SHAH BUNDER	2,669,525
SHAH KOT	34,226,986
SHAHDAD KOT	39,881,039
SHAHDADPUR	314,861,166
SHAHEED BENAZIR ABAD	89,406
SHAHPUR	46,363,396
SHAKARGARH	55,345,402
SHANGLA	110,997
SHARAK PUR	41,991,610
SHARDA	100,628
SHAWAL	5,831,715
SHEIKHUPURA	2,611,985,052
SHERANI	36,846
SHIGAR	569,623
SHIKARPUR	194,766,662
SHORKOT	169,150,837
SHUJABAD	242,131,190
SIALKOT	4,499,262,113
SIBBI	34,863,913
SIJAWAL JUNEJO	325,853
SILLANWALI	87,838,295
SINJAWI	2,453,365
SINJHORO	18,469,879
SKARDU	15,147,087
SOBHO DERO	38,344,490
SOHAWA	44,765,334
SOHBATPUR	4,425,720
SON MAINI	920,503

8. Tax Collection from Major Cities

City	Tax Collected (Rs.)
SOUTH WAZIRISTAN AGENCY	112,002
SPEEN WAM	417,885
SUDHNAOTI	32,322
SUI	142,590,249
SUJAWAL	127,506,396
SUKKUR	3,574,079,338
SUMMUNDRI	94,338,090
SURAB	2,531,832
SWABI	435,068,152
SWAT	305,469,835
SWAT RANI ZAI	32,485,863
TAFTAN	4,798,732
TAKHAT NASRATI	18,879,609
TAKHT BHAI	97,123,327
TALA GANG	121,496,352
TALHAR	32,797,522
TAMBOO	198,261
TANDLIAN WALA	58,019,056
TANDO ADAM	266,147,924
TANDO ALLAHYAR	133,383,699
TANDO BAGO	9,252,591
TANDO JAM	6,213,506
TANDO MUHAMMAD KHAN	270,782,084
TANGI	21,767,310
TANGWANI	325,223
TANK	85,534,832
TASSA	83,560
TAUNSA	145,231,300
TAXILA	1,251,185,013
TEMERGARA	16,316,344
THANO BULA KHAN	11,456,952
THARI MEER WAH	14,961,801
THARPARKAR	69,600
THARUSHA	532,966
THATTA	1,014,821,378
THUL	18,540,074
TIARZA	3,730,855
TOBA TEK SINGH	567,869,809
TOI KHULLA	1,141,226
TUMP	5,285,572
TURBAT	58,759,539
UBAURO	40,524,456
UMER KOT	26,425,444

8. Tax Collection from Major Cities

City	Tax Collected (Rs.)
UPPER	1,025,898
UPPER DIR	496,848
UPPER KURRAM	11,922,964
UPPER MOHMAND	1,242,624
UPPER ZHOB	5,234,565
USTA MOHAMMAD	28,569,277
UTMAN KHEL	2,510,661
VEHARI	459,315,286
WADH	556,648
WAH CANTT	373,075,129
WANA	17,972,093
WARAH	4,537,628
WARI	3,641,484
WASHUK	151,051
WAZIRABAD	487,791,827
YAKE GHUND	783,750
YASIN	43,400
YAZMAN	138,427,001
ZEHRI	8,245,892
ZHOB	595,684,703
ZIARAT	13,711,654

9. Major Markets - Filers & Tax Collection *

Market	# of Filers	Tax Collected (Rs.)
AABPARA MARKET - ISLAMABAD	258	20,152,301
AABPARA MARKET - SAHIWAL	78	710,809
ABDULLAH HAROON ROAD BAZAR - KARACHI	856	765,867,011
AFGHAN MARKET - QUETTA	49	152,379
AGHA SUPER STORE - KARACHI	9	457,405
AHMAD COMMERCIAL CENTRE - MULTAN	17	227,353
AKBARI MANDI - LAHORE	698	199,505,904
ALAMGIR BAZAR - SIALKOT	34	235,602
ALFALAH MARKET - SAHIWAL	8	10,700
ALFALLAH MARKET - BAHAWALPUR	4	-
ALLAH WALI MARKET - BAHAWALPUR	6	11,917
ALLAMA IQBAL COMMERCIAL - LAHORE	329	75,131,663
ALLIANCE SHOPPING PARADISE - KARACHI	12	518,345
AMIN BAZAR - SARGODHA	100	3,399,745
AMINPUR BAZAR - FAISALABAD	464	32,179,561
AMIR PARK BAZAR - GUJRANWALA	11	1,796,367
ANARKALI BAZAR - BAHAWALPUR	214	2,624,083
ANARKALI BAZAR - LAHORE	3,390	301,651,709
ANARKALI BAZAR - SAHIWAL	46	306,928
ANARKALI BAZAR - SARGODHA	86	1,112,941
ANARKALI BAZAR - SUKKUR	4	16,400
ANARKALI MARKET - KARACHI	15	646,794
AQSA SHOPPING MALL - FAISALABAD	7	588,673
ARSHAD MARKET - FAISALABAD	143	1,179,211
ATRIUM MALL - KARACHI	4	44,568
AUQAF MARKET - BAHAWALPUR	25	221,558
AWAMI MARKAZ - KARACHI	109	70,295,791
AWAN PLAZA - FAISALABAD	9	98,871
AZAM CLOTH MARKET - LAHORE	2,120	84,224,996
AZAM MARKET - SARGODHA	90	1,126,399
BABAR MARKET - KARACHI	200	10,543,963
BABARKI BAZAR - SUKKUR	12	12,772,512
BAHADURABAD MARKET - KARACHI	2,461	1,088,162,015
BAHRIA COMMERCIAL - LAHORE	7	4,098,360
BAKAR MANDI - FAISALABAD	94	5,176,261
BAKAR MANDI - KARACHI	9	145,697
BAKAR MANDI - LAHORE	218	25,728,497
BAKAR MANDI - MULTAN	36	631,165
BAKAR MANDI - RAWALPINDI	151	6,311,459
BAKSH MARKET - BAHAWALPUR	18	191,527
BAND ROAD - LAHORE	1,254	135,257,350
BANO BAZAR - RAWALPINDI	3	18,651
BANO BAZAR - SAHIWAL	14	154,717
BARA BAZAR - KARACHI	71	1,088,592
BARA BAZAR - LAHORE	191	124,699,060
BARA BAZAR - MULTAN	7	54,884
BARA BAZAR - PESHAWAR	103	14,232,101

9. Major Markets - Filers & Tax Collection *

Market	# of Filers	Tax Collected (Rs.)
BARA BAZAR - RAWALPINDI	420	45,583,698
BARA MARKET - ABBOTTABAD	9	338,666
BAZAR-A-FAISAL - KARACHI	39	1,772,645
BHATTI MARKET - BAHAWALPUR	9	17,449
BHATTI MARKET - SAHIWAL	13	63,832
BHAWANA BAZAR - FAISALABAD	295	8,833,507
BHAYANI SHOPPING CENTER - KARACHI	183	25,278,168
BHUTTA MARKET - SUKKUR	44	2,499,260
BILAL GANJ - LAHORE	326	17,079,920
BILAL MARKET - ABBOTTABAD	14	12,546,121
BLUE AREA - ISLAMABAD	5,854	39,935,580,162
BOHRI BAZAR - KARACHI	188	9,040,474
BOLTAN MARKET - KARACHI	278	61,138,724
BOMBAY BAZAR - KARACHI	280	32,511,868
BOULEVARD SHOPPING MALL - FAISALABAD	13	729,746
BRANDRETH ROAD - LAHORE	1,770	993,946,744
BUDHI BAZAR - SIALKOT	41	86,604
BUKHARI BAZAR - BAHAWALPUR	4	14,711
BURNS ROAD - KARACHI	807	111,374,539
CASH AND CARRY - FAISALABAD	9	6,813,098
CASH AND CARRY - KARACHI	8	173,464
CAVALRY GROUND - LAHORE	2,575	830,940,520
CENTER POINT PLAZA - FAISALABAD	43	9,306,433
CHABUTRA BAZAR - BAHAWALPUR	8	33,709
CHAKLALA SCHEME 3 - RAWALPINDI	864	170,961,819
CHAMAN BAZAR - BAHAWALPUR	207	2,155,066
CHANAB BAZAR - SARGODHA	51	1,003,287
CHAND MARKET - SAHIWAL	1	-
CHEN ONE - FAISALABAD	69	5,224,671
CHENONE TOWER - MULTAN	37	439,874
CHINIOT BAZAR - FAISALABAD	869	62,960,654
CHORI BAZAR - MULTAN	5	32,200
CHORI SARAI BAZAR - MULTAN	9	6,830
CHOWK BAZAR - BAHAWALPUR	220	14,085,018
CHOWK BAZAR - MULTAN	199	3,598,107
CHOWK YADGAR BAZAR - PESHAWAR	553	72,426,603
CHURI BAZAR - SUKKUR	23	206,360
CIRCULAR ROAD - GUJRANWALA	584	15,933,199
CLIFTON MARKET - KARACHI	4	175
CLOCK TOWER - SUKKUR	129	7,497,113
CLOTH MARKET - HYDERABAD	753	11,474,898
COCHINWALA MARKET - KARACHI	116	42,417,689
COLLAGE ROAD - RAWALPINDI	91	6,312,659
COMMERCIAL - FAISALABAD	768	45,897,556
COMMERCIAL MARKET - RAWALPINDI	664	79,411,700
COMMITTE BAZAR - SARGODHA	159	1,536,531
COMPUTER CITY PLAZA - FAISALABAD	16	252,179

9. Major Markets - Filers & Tax Collection *

Market	# of Filers	Tax Collected (Rs.)
COOPERATIVE MARKET - KARACHI	164	19,807,000
D GROUND - FAISALABAD	392	64,159,284
DABGARI BAZAR - PESHAWAR	602	46,342,364
DAMAN SHAH BAZAR - BAHAWALPUR	18	470,218
DEGANWALA BAZAR - GUJRANWALA	86	291,578
DEPALPUR BAZAR - SAHIWAL	141	6,075,992
DO BURJ SHOPPING CENTER - FAISALABAD	14	4,221,841
DOLMEN MALL - KARACHI	41	48,906,084
DUBAI MALL - KARACHI	10	72,282
DUBAI PLAZA - FAISALABAD	5	126,295
DUBAI PLAZA - RAWALPINDI	117	48,499,963
EIDGAH MARKET - KARACHI	14	528,762
ELECTRONIC CENTER - KARACHI	5	2,177,302
EMERALD TOWER - KARACHI	9	10,892,688
EMPORIUM MALL - LAHORE	19	16,406,621
EMPRESS MARKET - KARACHI	154	196,573,879
ERUM SHOPPING MALL - KARACHI	118	4,392,434
FAISAL BAZAR - BAHAWALPUR	245	7,081,758
FAISAL BAZAR - SARGODHA	86	721,520
FAISAL TOWN - LAHORE	6,058	1,246,330,089
FATEH KHAN BAZAR - BAHAWALPUR	105	1,214,368
FATIMA MARKET - KARACHI	44	3,585,069
FEROZEPUR ROAD - LAHORE	5,286	4,029,888,298
FISH MARKET - SUKKUR	106	4,813,933
FOOD STREET - LAHORE	22	17,714,266
FORT ROAD - LAHORE	193	43,211,737
FORTRESS - LAHORE	255	176,845,731
FORUM MALL - KARACHI	18	13,174,100
FRUIT MANDI - HYDERABAD	185	3,854,863
FRUIT MANDI - QUETTA	82	375,929
FRUIT MANDI - SARGODHA	41	542,268
FURNITURE BAZAR - SAHIWAL	58	1,068,017
G-9 MARKAZ,KARACHI CO - ISLAMABAD	1,002	309,154,175
GADDAFI STADIUM - LAHORE	62	140,494,244
GAHRI KHATA - HYDERABAD	741	54,099,317
GANJ BAZAR - PESHAWAR	18	212,155
GARDEN TOWN CIVIC CENTER - LAHORE	163	62,779,732
GARDEZI MARKET - MULTAN	8	306,941
GAWAL MANDI - LAHORE	526	54,667,354
GAWALMANDI - QUETTA	110	6,652,747
GHALLA MANDI - BAHAWALPUR	5,480	852,180,393
GHALLA MANDI - FAISALABAD	2,249	289,668,102
GHALLA MANDI - GUJRANWALA	2,747	189,921,921
GHALLA MANDI - HYDERABAD	388	18,427,242
GHALLA MANDI - ISLAMABAD	79	1,502,398
GHALLA MANDI - KARACHI	209	28,735,031
GHALLA MANDI - LAHORE	3,118	182,771,102

9. Major Markets - Filers & Tax Collection *

Market	# of Filers	Tax Collected (Rs.)
GHALLA MANDI - MULTAN	2,056	112,545,310
GHALLA MANDI - PESHAWAR	264	67,998,578
GHALLA MANDI - QUETTA	49	1,826,750
GHALLA MANDI - RAWALPINDI	300	6,442,558
GHALLA MANDI - SAHIWAL	4,616	313,654,419
GHALLA MANDI - SARGODHA	1,216	99,747,350
GHALLA MANDI - SIALKOT	849	38,559,333
GHALLA MANDI - SUKKUR	1,701	77,316,599
GHANI MARKET - BAHAWALPUR	6	57,307
GHARIBABAD BAZAR - SUKKUR	32	493,389
GHOSIA BAZAR - SAHIWAL	15	192,882
GIRI GANJ BAZAR - BAHAWALPUR	23	375,894
GLAMOUR ONE MALL - KARACHI	8	491,289
GOAL BAZAR - GUJRANWALA	37	140,396
GOLE BAZAR - FAISALABAD	453	57,119,725
GOLE MARKET - KARACHI	182	24,185,948
GORA BAZAR - PESHAWAR	38	335,939
GORDHANDAS MARKET - KARACHI	21	1,180,484
GRASS MARKET - HYDERABAD	62	7,295,018
GRASS MARKET - SAHIWAL	84	1,436,731
GREEN TOWN - LAHORE	2,477	164,501,548
GUL PLAZA SADAR - KARACHI	654	322,653,974
GULGASHT MARKET - MULTAN	2,704	308,103,179
GULSHAN MARKET - MULTAN	268	9,775,344
GUMTI BAZAR - LAHORE	130	49,556,233
GUR BAZAR - SUKKUR	26	129,904
H BLOCK DEFENCE - LAHORE	32	74,234,041
HADI MARKET - KARACHI	94	17,965,092
HAFEEZ CENTER GULBERG - LAHORE	1,048	500,424,152
HAJI PURA - GUJRANWALA	664	15,022,726
HAJI PURA - SIALKOT	1,290	97,372,751
HALL ROAD - LAHORE	2,390	426,315,849
HAROON SHOPPING EMPORIUM - KARACHI	96	6,775,921
HASHTNAGRI BAZAR - PESHAWAR	523	85,517,828
HASSAN ARCADE - MULTAN	55	17,077,906
HASSAN SHOPPING MALL - FAISALABAD	23	4,501,652
HUSSAIN AGAHI BAZAR - MULTAN	26	571,658
HYDERI - KARACHI	887	181,560,983
ICHRA MARKET - LAHORE	3,021	392,311,452
IMAM SAHAB BAZAR - SIALKOT	2	954
INDUSTRIAL ESTATE KOT LAKHPAT - LAHORE	543	1,014,873,200
IQBAL BAZAR - SARGODHA	44	4,738,587
IQBAL SHOPPING COMPLEX - ABBOTTABAD	10	8,293,694
IRON MARKET - SUKKUR	14	513,719
JACKSON MARKET KEAMARI - KARACHI	23	6,421,336
JAFARIA BAZAR - MULTAN	39	1,393,020
JAMA CLOTH MARKET - KARACHI	178	18,437,993

9. Major Markets - Filers & Tax Collection *

Market	# of Filers	Tax Collected (Rs.)
JANDAR BAZAR - SIALKOT	61	987,703
JEWELLERS MARKET LIAQATABAD - KARACHI	2	59,400
JHANG BAZAR - FAISALABAD	856	26,344,100
JODIA BAZAR - KARACHI	2,384	3,059,924,445
JUBILEE MARKET - KARACHI	30	78,248,368
KABARI BAZAR - ABBOTTABAD	5	12,210
KABARI BAZAR - FAISALABAD	112	10,974,580
KABARI BAZAR - GUJRANWALA	17	1,894,308
KABARI BAZAR - HYDERABAD	8	25,950
KABARI BAZAR - ISLAMABAD	9	158,576
KABARI BAZAR - LAHORE	98	8,297,029
KABARI BAZAR - MULTAN	4	15,870
KABARI BAZAR - PESHAWAR	64	1,108,434
KABARI BAZAR - QUETTA	23	11,210,753
KABARI BAZAR - RAWALPINDI	23	7,464,451
KABARI BAZAR - SARGODHA	109	29,389,792
KABARI BAZAR - SIALKOT	19	1,837,147
KABARI BAZAR - SUKKUR	8	94,528
KABARI MARKET SHERSHAH - KARACHI	89	26,828,363
KALABARI BAZAR - PESHAWAR	8	190,854
KALI MARKET - KARACHI	16	1,664,312
KAMAL PURA - SIALKOT	64	1,263,883
KAREEM PURA BAZAR - PESHAWAR	68	4,606,129
KARIM MARKET - KARACHI	53	6,544,691
KARKHANA BAZAR - FAISALABAD	1,233	103,393,602
KARKHANA BAZAR - SARGODHA	92	1,310,161
KARKHANO MARKET - PESHAWAR	10,417	5,274,998,666
KARYANA BAZAR - SAHIWAL	8	40,003
KASERA BAZAR - LAHORE	45	212,218
KASHMIRI BAZAR - LAHORE	169	2,774,678
KASHMIRI BAZAR - RAWALPINDI	143	39,118,560
KATCHERY BAZAR - FAISALABAD	1,097	94,774,362
KATCHERY BAZAR - SARGODHA	153	15,548,279
KATTI BAZAR - SUKKUR	88	7,806,079
KDA MARKET - KARACHI	79	4,618,013
KHADIJA MARKET - KARACHI	26	326,578
KHAN PLAZA - FAISALABAD	43	3,493,489
KHAN TRADE CENTER - MULTAN	32	3,231,469
KHANOZAI BAZAR - QUETTA	105	19,795,643
KHARADAN BAZAR - GUJRANWALA	169	4,601,737
KHOKHA BAZAR - SAHIWAL	91	985,060
KHOKHA MARKET - BAHAWALPUR	39	145,409
KHYBER BAZAR - PESHAWAR	629	81,854,246
KHYBER MARKET - KARACHI	23	428,726
KIRYANA BAZAR - SUKKUR	36	555,696
KMC MARKET - KARACHI	255	20,431,157
KOH-I-NOOR MALL - FAISALABAD	9	68,333,436

9. Major Markets - Filers & Tax Collection *

Market	# of Filers	Tax Collected (Rs.)
KUCHLAK BAZAR - QUETTA	325	36,359,905
KURI ROAD - RAWALPINDI	389	18,303,660
LAHAI BAZAR - SIALKOT	63	1,248,069
LAKSHMI - LAHORE	113	13,958,412
LANDA BAZAR - ABBOTTABAD	42	189,638
LANDA BAZAR - BAHAWALPUR	27	190,582
LANDA BAZAR - FAISALABAD	55	3,614,335
LANDA BAZAR - GUJRANWALA	10	43,316
LANDA BAZAR - ISLAMABAD	14	14,777,943
LANDA BAZAR - KARACHI	27	3,086,852
LANDA BAZAR - LAHORE	1,189	228,669,926
LANDA BAZAR - MULTAN	7	15,278
LANDA BAZAR - PESHAWAR	34	400,596
LANDA BAZAR - RAWALPINDI	143	6,916,084
LANDA BAZAR - SAHIWAL	12	287,872
LANDA BAZAR - SARGODHA	25	194,368
LANDA BAZAR - SIALKOT	16	14,780
LARAIKI BAZAR - SUKKUR	38	718,156
LEE MARKET - KARACHI	250	23,454,596
LEGACY TOWER - FAISALABAD	17	145,686,601
LIAQAT BAZAR - PESHAWAR	55	678,268
LIAQAT BAZAR - SUKKUR	4	9,310
LIAQAT MARKET - SARGODHA	99	4,112,981
LIAQATABAD - KARACHI	10,803	993,516,001
LIBERTY MARKET - BAHAWALPUR	6	199,295
LIBERTY MARKET - HYDERABAD	70	6,834,449
LIBERTY MARKET - LAHORE	925	194,117,236
LIGHT HOUSE - KARACHI	214	52,406,035
LINK ROAD MODEL TOWN - LAHORE	1,313	296,667,255
LOHA MARKET - MULTAN	150	6,642,972
LOHAWALA BAZAR - GUJRANWALA	71	1,609,723
LUCKY ONE MALL - KARACHI	18	2,481,815
MACHLI BAZAR - BAHAWALPUR	209	4,990,828
MACHLI BAZAR - SAHIWAL	92	890,375
MADENA MARKET - ABBOTTABAD	37	24,520,573
MADINA BAZAR - SAHIWAL	26	182,393
MADINA MARKET - QUETTA	67	1,268,035
MADNI TRADE CENTRE - MULTAN	26	217,931
MAIN BAZAR - ABBOTTABAD	699	26,095,136
MAIN BAZAR - GUJRANWALA	146	3,043,766
MAIN BAZAR BHALWAL - SARGODHA	225	6,382,794
MAIN BAZAR BHERA - SARGODHA	68	743,921
MAIN BOULEVARD GULBERG - LAHORE	3,232	2,972,517,818
MAKKAH CENTRE - FAISALABAD	100	1,358,605
MAKKI FURNITURE MARKET - KARACHI	12	20,958
MALIK MARKET - SAHIWAL	23	433,630
MALL OF LYALLPUR - FAISALABAD	21	429,006

9. Major Markets - Filers & Tax Collection *

Market	# of Filers	Tax Collected (Rs.)
MALL PLAZA - MULTAN	121	14,613,483
MALL ROAD - ABBOTTABAD	150	32,999,946
MALL ROAD - LAHORE	1,339	1,488,604,008
MALL ROAD - QUETTA	849	85,363,753
MANARA MARKET - SUKKUR	21	433,199
MARBLE AND TILE BAZAR - RAWALPINDI	9	186,557
MARICH BAZAR - SUKKUR	68	2,349,269
MARIUM PURSE MARKET - KARACHI	66	22,242,860
MARKET ESTATE AVENUE - KARACHI	774	6,191,036,104
MASHAALLAH MARKET - BAHAWALPUR	29	414,538
MASHRIQ SHOPPING CENTER - KARACHI	11	2,817,548
MASJID BAZAR - ABBOTTABAD	83	2,044,526
MATEEN CENTER - KARACHI	47	7,429,508
MEAT MARKET - HYDERABAD	8	21,281
MEHBOOB CENTER - KARACHI	70	19,568,126
MEHRAN MARKAZ - SUKKUR	70	4,774,114
MELODY MARKET - ISLAMABAD	93	20,072,659
MENA BAZAR - KARACHI	159	17,844,491
MENA BAZAR - LAHORE	7	703,260
MENA BAZAR - PESHAWAR	78	22,802,293
MENA BAZAR - RAWALPINDI	118	1,580,930
MERCHANT MARKET - SUKKUR	4	57,779
METRO PLAZA - MULTAN	47	840,319
MILLAT MARKET - HYDERABAD	13	378,003
MILLENIUM MALL - KARACHI	132	30,376,930
MINI MARKET GULBERG - LAHORE	83	16,141,135
MISAQ UL MALL - FAISALABAD	8	952,233
MM ALAM ROAD - LAHORE	237	157,303,428
MOCHI BAZAR - SUKKUR	76	3,203,108
MONTGOMERY BAZAR - FAISALABAD	1,010	157,942,566
MOON MARKET - FAISALABAD	13	165,178
MOON MARKET - LAHORE	679	80,490,443
MORE WALA CHOWK - SAHIWAL	54	614,153
MOTAN DAS MARKET - KARACHI	201	102,708,989
MOTI BAZAR - LAHORE	606	14,202,387
MOTI BAZAR - RAWALPINDI	479	7,346,401
MUBARIK PURA - SIALKOT	485	33,575,129
MUHAMMAD PURA - SIALKOT	559	27,016,671
MUHAMMADI BAZAR - SARGODHA	45	2,187,061
MUHAMMADI MARKET - KARACHI	81	4,129,558
MULTAN ROAD - LAHORE	17,800	10,912,783,552
MURREE ROAD - ABBOTTABAD	230	19,759,810
MUSLIM BAZAR - SARGODHA	402	8,203,204
MUSLIM BAZAR - SIALKOT	409	5,717,674
NAIKA PURA - SIALKOT	94	1,640,874
NAIRANG SHOPPING CENTER - KARACHI	6	20,300
NAMAK MANDI - PESHAWAR	1,370	93,549,812

9. Major Markets - Filers & Tax Collection *

Market	# of Filers	Tax Collected (Rs.)
NAMAK MANDI - RAWALPINDI	50	4,630,253
NATIONAL MARKET - GUJRANWALA	40	5,144,239
NAULAKHA BAZAR - LAHORE	64	14,296,182
NOOR PURA - SIALKOT	502	16,957,875
NOOR UD DIN BAZAR - ABBOTTABAD	54	3,154,314
NUSRAT BAZAR - HYDERABAD	22	109,540
OCEAN MALL - KARACHI	6	7,118,077
PACE SHOPPING MALL - LAHORE	120	184,531,709
PAKPATTAN BAZAR - SAHIWAL	163	1,672,200
PAN GALI - HYDERABAD	23	293,964
PAN GALI BAZAR - LAHORE	11	7,309,561
PAN MANDI - SUKKUR	32	3,763,624
PANORAMA CENTER - KARACHI	111	26,797,145
PANSARIAN BAZAR - SIALKOT	34	209,368
PARADISE SHOPPING CENTER - KARACHI	9	714,327
PARADISE TOWER - FAISALABAD	34	1,182,800
PARK TOWER - KARACHI	132	621,815,516
PEPAL MANDI BAZAR - PESHAWAR	81	2,021,937
POLICE SHOPPING CENTER - SUKKUR	64	6,462,739
PRESS MARKET - BAHAWALPUR	48	3,731,286
PRINCE MARKET - KARACHI	32	6,527,691
PUL BAZAR - SAHIWAL	126	7,795,273
QANDHARI BAZAR - QUETTA	376	56,953,319
QAZAFI MARKET - BAHAWALPUR	11	38,556
QAZAFI MARKET - QUETTA	18	158,942
QISSA KHAWANI - PESHAWAR	329	31,898,459
R A BAZAR - LAHORE	23	2,170,054
R A BAZAR - PESHAWAR	6	156,139
R A BAZAR - RAWALPINDI	29	1,050,778
RABI CENTER - KARACHI	85	4,248,616
RAEES KHAN BAZAR - ABBOTTABAD	14	243,451
RAHEEM CENTRE - FAISALABAD	55	778,094
RAHEEM CENTRE - MULTAN	17	144,485
RAHIM MARKET - SUKKUR	25	426,875
RAIL BAZAR - FAISALABAD	1,881	123,242,440
RAIL BAZAR - GUJRANWALA	685	226,605,105
RAIL BAZAR - LAHORE	360	6,247,195
RAIL BAZAR - SAHIWAL	356	9,067,974
RAIL BAZAR - SARGODHA	127	4,227,322
RAILWAY MALL GODOWN - FAISALABAD	19	52,602
RAILWAY MARKET - SUKKUR	7	889,592
RAINBOW CENTER MARKET - KARACHI	188	20,865,559
RAITI BAZAR - PESHAWAR	119	20,878,132
RAIWIND BAZAR - LAHORE	6,096	4,175,140,322
RAJA BAZAR - RAWALPINDI	910	67,960,508
RAJA BAZAR - SIALKOT	142	3,591,346
RAM CHAND BAZAR - QUETTA	106	18,367,545

9. Major Markets - Filers & Tax Collection *

Market	# of Filers	Tax Collected (Rs.)
RAMDAS BAZAR - PESHAWAR	169	23,846,486
RANG PURA BAZAR - SIALKOT	1,281	56,361,227
RANGEELA BAZAR - BAHAWALPUR	35	176,898
RAZI MARKET - KARACHI	34	26,834,347
RCG MALL - FAISALABAD	26	3,812,500
REGENCY PLAZA - FAISALABAD	200	56,221,991
REGENT MALL - FAISALABAD	30	2,713,071
REHMAN HEIGHTS - FAISALABAD	7	641,774
REHMAN MARKET - BAHAWALPUR	48	2,309,412
RESHAM BAZAR - HYDERABAD	489	6,993,179
REX CENTER - KARACHI	27	3,059,629
REX CITY - FAISALABAD	246	28,875,840
RING ROAD - PESHAWAR	1,076	334,815,193
RIPPLE PLAZA - FAISALABAD	3	5,232,551
SABZI AND FRUIT MANDI - SUKKUR	360	18,212,474
SABZI FRUIT MANDI - ABBOTTABAD	268	4,907,895
SABZI FRUIT MANDI - BAHAWALPUR	629	7,310,200
SABZI MANDI - FAISALABAD	745	21,117,477
SABZI MANDI - GUJRANWALA	707	46,364,855
SABZI MANDI - HYDERABAD	315	50,125,283
SABZI MANDI - ISLAMABAD	246	30,866,974
SABZI MANDI - KARACHI	921	215,241,635
SABZI MANDI - LAHORE	890	93,813,030
SABZI MANDI - MULTAN	1,299	48,031,286
SABZI MANDI - PESHAWAR	535	104,658,230
SABZI MANDI - QUETTA	452	95,942,091
SABZI MANDI - RAWALPINDI	505	12,291,038
SABZI MANDI - SAHIWAL	1,061	24,615,528
SABZI MANDI - SARGODHA	326	7,381,548
SADAR - ABBOTTABAD	577	68,910,569
SADAR - BAHAWALPUR	2,490	181,590,827
SADAR - FAISALABAD	5,048	709,224,316
SADAR - GUJRANWALA	2,459	272,817,584
SADAR - HYDERABAD	2,809	605,110,299
SADAR - KARACHI	72,339	77,177,558,945
SADAR - LAHORE	19,521	5,313,636,148
SADAR - MULTAN	38,236	6,006,876,592
SADAR - PESHAWAR	6,249	3,303,823,276
SADAR - RAWALPINDI	13,488	2,265,171,694
SADAR - SAHIWAL	1,299	83,325,217
SADAR - SARGODHA	953	89,357,284
SADAR - SIALKOT	4,276	703,564,259
SADAR - SUKKUR	778	661,436,652
SADIQ MARKET - BAHAWALPUR	73	769,858
SAEED BAZAR - SARGODHA	33	515,181
SAIDNAGRI BAZAR - GUJRANWALA	13	40,730
SALEEM MARKET - HYDERABAD	17	194,620

9. Major Markets - Filers & Tax Collection *

Market	# of Filers	Tax Collected (Rs.)
SAMAMA CENTER - KARACHI	20	302,170
SAMIJABAD MARKET - MULTAN	231	18,073,593
SANATAN BAZAR - QUETTA	169	20,273,386
SARAFI BAZAR - ABBOTTABAD	74	1,036,969
SARAFI BAZAR - BAHAWALPUR	132	3,587,553
SARAFI BAZAR - FAISALABAD	117	1,004,597
SARAFI BAZAR - GUJRANWALA	247	2,114,644
SARAFI BAZAR - HYDERABAD	201	7,586,103
SARAFI BAZAR - ISLAMABAD	43	1,386,447
SARAFI BAZAR - KARACHI	484	17,180,828
SARAFI BAZAR - LAHORE	174	2,354,963
SARAFI BAZAR - MULTAN	440	32,781,263
SARAFI BAZAR - PESHAWAR	262	15,061,862
SARAFI BAZAR - QUETTA	66	7,829,792
SARAFI BAZAR - RAWALPINDI	901	31,967,978
SARAFI BAZAR - SAHIWAL	132	1,846,261
SARAFI BAZAR - SIALKOT	200	2,824,818
SARAFI BAZAR - SUKKUR	374	6,929,705
SATYANA ROAD - FAISALABAD	806	133,005,469
SB TOWER - FAISALABAD	19	321,818
SEA BREEZE CENTER - KARACHI	42	2,171,900
SHADMAN CENTER - KARACHI	1,148	74,191,296
SHAHALAM MARKET - LAHORE	2,400	778,246,589
SHAHEED GANJ - SUKKUR	34	1,711,743
SHAHEEN BAZAR - PESHAWAR	345	7,960,547
SHAHEEN MARKET - ABBOTTABAD	8	499,070
SHAHI BAZAR - SUKKUR	2,506	78,315,182
SHAHI BAZAR - BAHAWALPUR	294	13,360,890
SHAHI BAZAR - HYDERABAD	2,371	79,642,837
SHAHZAD MARKET - BAHAWALPUR	19	4,036,279
SHAMA SHOPPING CENTER - KARACHI	51	2,415,340
SHARBAT BAZAR - SAHIWAL	11	36,111
SHEIKH MARKET - BAHAWALPUR	12	135,833
SHERANI MARKET - QUETTA	2	39,300
SHOBA BAZAR - PESHAWAR	851	133,851,699
SIDDIQUE TRADE CENTER - MULTAN	33	4,805,777
SINDH SMALL INDUSTRIES - SUKKUR	87	7,800,168
SIRKI BAZAR - SAHIWAL	8	1,202,548
SITARA MALL - FAISALABAD	14	4,413,591
SITARA MARKET - ABBOTTABAD	14	1,087,443
SMALL INDUSTRIAL ESTATE - ABBOTTABAD	83	6,154,102
SMALL INDUSTRIAL ESTATE - BAHAWALPUR	87	49,114,484
SMALL INDUSTRIAL ESTATE - SARGODHA	46	9,796,555
SMALL INDUSTRIES ESTATE - SIALKOT	721	290,022,850
SMALL INDUSTRIAL ESTATE - GUJRANWALA	418	500,192,560
SOLDIER BAZAR - HYDERABAD	15	605,552
SOLDIER BAZAR - KARACHI	2,348	321,767,028

9. Major Markets - Filers & Tax Collection *		
Market	# of Filers	Tax Collected (Rs.)
STADIUM MARKET - BAHAWALPUR	7	256,259
SUNEHRI MARKET - QUETTA	14	14,355,674
SUPER MARKET - ABBOTTABAD	12	959,526
SUPER MARKET - ISLAMABAD	552	224,404,015
SUPER MARKET - KARACHI	390	62,932,777
SUPPLY BAZAR - ABBOTTABAD	111	10,141,896
SURAJ GANJ BAZAR - QUETTA	131	23,771,396
SURAJ MIANI BAZAR - MULTAN	720	78,038,133
SUSAN ROAD - FAISALABAD	654	182,756,057
TARIQ ROAD - KARACHI	3,028	958,497,593
TEHSIL BAZAR - SIALKOT	226	7,304,850
THE FORUM - KARACHI	202	3,314,055,039
THE ONE PLAZA - FAISALABAD	71	3,298,478
TIBET CENTER - KARACHI	85	150,925,712
TILES AND MARBLE MARKET - KARACHI	15	3,727,639
TIMBER MARKET - ABBOTTABAD	9	645,323
TIMBER MARKET - KARACHI	209	233,147,433
TIMBER MARKET - LAHORE	846	169,819,618
TOBACCO BAZAR - SUKKUR	34	399,432
TOWNSHIP - LAHORE	7,635	1,113,140,251
TRUNK BAZAR - SIALKOT	102	2,303,978
UNI CENTER - KARACHI	220	598,662,439
UNITED MALL - MULTAN	26	526,384
UNIVERSITY ROAD - PESHAWAR	1,685	629,207,256
UNIVERSITY TOWN BAZAR - PESHAWAR	1,129	243,610,276
URDU BAZAR - BAHAWALPUR	33	868,475
URDU BAZAR - GUJRANWALA	206	6,319,262
URDU BAZAR - HYDERABAD	41	1,198,226
URDU BAZAR - KARACHI	540	264,407,421
URDU BAZAR - LAHORE	1,920	338,751,853
URDU BAZAR - SAHIWAL	17	110,686
URDU BAZAR - SARGODHA	104	13,646,744
URDU BAZAR - SUKKUR	11	163,298
USMANIA MARKET - KARACHI	13	930,829
UZMA SHOPPING CENTER - KARACHI	20	1,503,879
VICTORIA MARKET - SUKKUR	28	896,190
VOGUE TOWERS - LAHORE	5	1,233,071
WAPDA TOWN - LAHORE	10,967	1,632,244,367
Y BLOCK - LAHORE	297	248,050,758
Y BLOCK DEFENCE - LAHORE	39	5,270,490
ZAHOR MARKET - BAHAWALPUR	5	272,528
ZAIBUNNISA STREET - KARACHI	102	22,168,851
ZAINAB MARKET - KARACHI	179	3,014,966
ZAMZAMA STREET - KARACHI	288	196,539,219
ZANANA BAZAR - QUETTA	99	48,779

* This data has been compiled on the basis of registered addresses of filers. Retail Outlets have been reported as per registered address of head office