

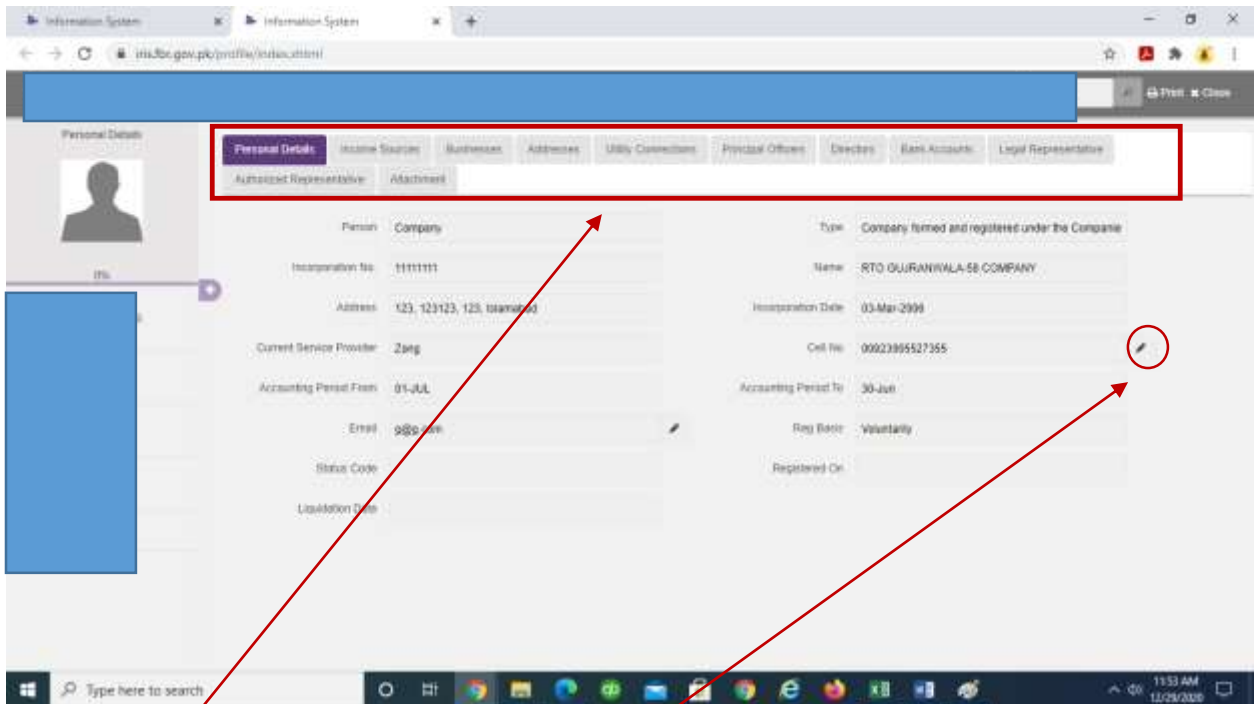
User Guide – Profile Update u/s 114A of the income Tax Ordinance, 2001

1. Please go to the following web link: [Login-Tax Payer \(fbr.gov.pk\)](http://Login-Tax Payer (fbr.gov.pk))


Click option “My Profile” on the Top right side of the screen as below:



2. Following screen will appear:



3. Click tabs at the top of the screen for displaying section of the profile which you want to edit:

4. Fields with sign  can be edited for updating data/ profile

5. Click any of the desired *editable fields*, following screen will open for editing data:

Current Service Provider: Select

Cell No *:

Confirm Cell No. *:

OK Cancel

6. Enter data and click OK:

Current Service Provider: Mobilink

Cell No * : 03003333333333

Confirm Cell No. * : 03003333333333

OK Cancel

7. Data will be saved and updated:

Personal Details | Income Sources | Businesses | Addresses | Utility Connections | Principal Officers | Directors | Bank Accounts | Legal Representative

Authorized Representative | Attachment

Person: Company | Type: Company formed and registered under the Companies

Incorporation No: 11111111 | Name: [Redacted]

Address: 123, 123123, 123, Islamabad | Incorporation Date: 03-Mar-2006

Current Service Provider: Mobilink | **Cell No: 03003333333333**

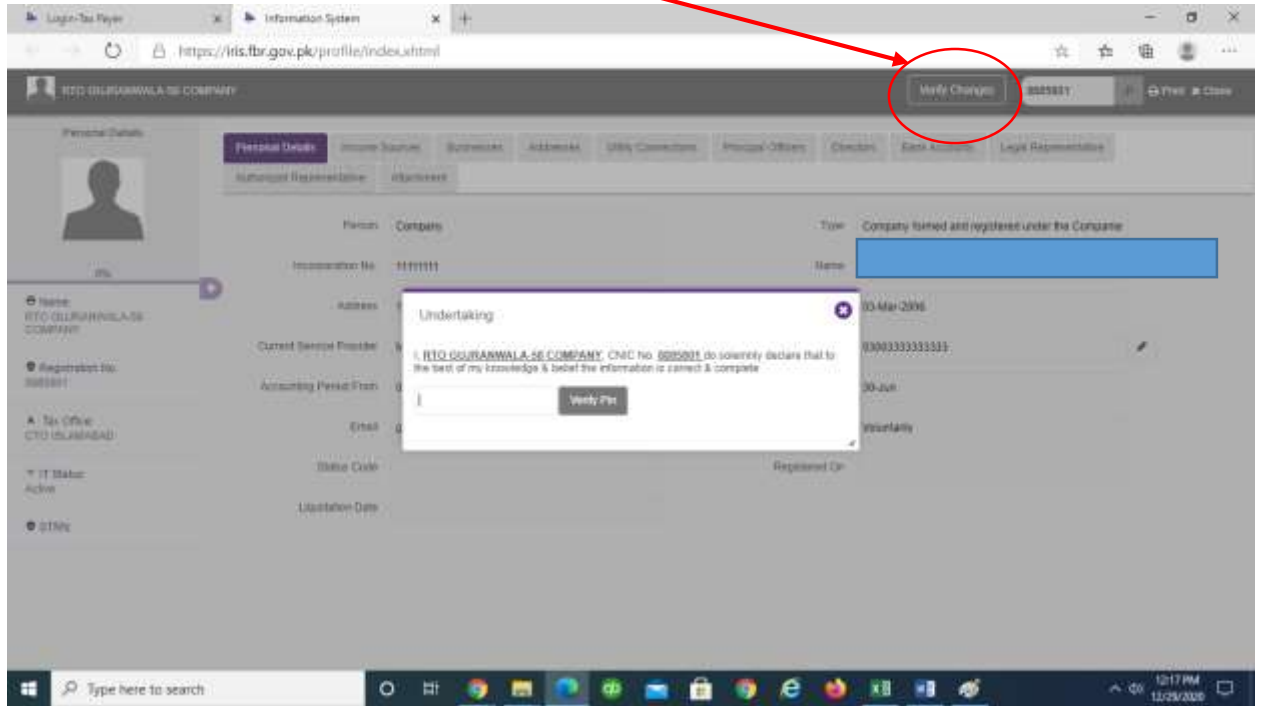
Accounting Period From: 01-JUL | Accounting Period To: 30-Jun

Email: g@g.com | Reg Basis: Voluntary

Status Code: | Registered On: [Redacted]

Liquidation Date: |

8. Before you exit, you need to **verify changes**:



9. After changes are verified, Profile u/s 114A will be updated.